



XBD 系列 井用潜水消防泵组  
XBD series well use fire-fight  
submersible pump group





## XBD系列 井用潜水消防泵组

XBD series well use fire-fight  
submersible pump group

### 使用须知 Use notice

1. 电机使用前必须灌满清水，拧紧注水、放水螺塞，否则不准使用。
  2. 陆地试运转不超过 1 秒。
  3. 保证泵组运行过程中吸入口在动水位一米以下，但浸入深度不大于静水位 70 米，并且要求电机周围水速不小于 0.1 米 / 秒。
  4. 引线与电缆接头按规定操作。
  - ⚠ 5. 注意：泵组配套电缆应与电动机的额定电压、电流相匹配；电缆应适当固定、夹持等。
  - ⚠ 6. 警告：泵组在水池或者浅水中使用时，必须可靠接地。
  - ⚠ 7. 警告：为防止触电，泵组移动、维修或清理时必须先切断电源。
  - ⚠ 8. 警告：长期存放时，必须从电机底部卸下放水螺塞，放净电机内部清水。
  - ⚠ 9. 为防止消防泵锈蚀，水泵控制器应设有巡检功能，每隔 15 天启动消防泵短时运转 1 次。
1. Before using the motor, it must be filled with clear water, turn off tightly the water filling and the water draining screw plug, otherwise not permitted to use.
  2. The test operation on land is not more than 1 second.
  3. Ensure that the suction inlet is one meter below the dynamic water level during pumping set operation, but the submersed depth is not more than 70m of the static water level, and the water speed around the motor is required not less than 0.1m/second.
  4. The lead wire and the cable connection should be done as operation regulation.
  - ⚠ 5. Caution: The cables for pump group must be matched with the rated voltage and rated current of the motor; the cables must be fixed and held properly.
  - ⚠ 6. Warning: The pump group must be reliably connected with earth during operation in a pool or shallow water.
  - ⚠ 7. Warning: For avoiding electric shock, the power supply must firstly be off when the pump group in moving, maintenance or cleaning.
  - ⚠ 8. Warning: If no use for a long time, the water draining screw plug must be demounted and discharging all the clear water inside the motor.
  - ⚠ 9. For preventing the fire-fight pump from rust, the pump controller should have the cruise-inspection function, and start on the fire-fight pump to operate for a short time once of every 15 days.

### 使用条件 Use conditions

井用潜水消防泵组是电机与水泵直联一体潜入水中工作的提水机具。主要适用于建筑消防给水、供输送清水及物理、化学性质类似于清水的 20℃ 以下液体之用。

1. 电源要求：
  - (1) 额定频率为 50Hz，电机端额定电压保证为  $380 \pm 5\%V$  或  $660 \pm 5\%V$  的三相交流电源（用户电压为 660V 时需说明）。
  - (2) 变压器负载功率不应超过其容量的 75%。
  - (3) 变压器较远时，应考虑输电线的线压降。
2. 使用条件特殊时按用户和企业的合同要求特殊加工制作。

Well use fire fight submersible pump group is a kind of water lifting machinery tool which the motor and pump directly connected as an integrated body. It is mainly for lifting water to the building fire fight, for transporting clear water and the liquid which the physical and chemical property similar to water, and the temperature below 20℃.

1. Demand for power source
  - (1) Rated frequency is 50Hz, rated voltage at motor end should be  $380 \pm 5\%$  or  $660 \pm 5\%$  three phase alternating current power supply(660V to be mentioned when user require).
  - (2) The loading power of the transformer should not exceed 75% of the capacity.
  - (3) When the transformer is much far away, should consider the cable voltage drop.
2. When the use condition special, manufacture can be performed as the user requirement.

## 技术规格 Technical specification

### 1. 泵型号意义:

Meaning of the pump type

如: XBD 10/15Q-25TH50/5  
For instance, XBD 10/15Q-25TH50/5

XB- 消防泵  
XB-fire fight pump

D- 电动机  
D-moto

10- 额定压力 (1/10MPa)  
10-rated voltage

15- 额定流量 (L/s)  
15-rated current

Q- 潜水泵  
Q-submersible pump

25-0.1 倍的机座号 (mm)  
25-0.1 time seat No. (mm)

TH- 天海  
TH-SKYSEA

50- 额定流量 (m<sup>3</sup>/h)  
50-rated discharge capacity

5- 级数  
5-stages

### 2. 主要技术数据 (详见附表)

The main technical data ( see the attached table)

## 结构说明 Structure explanation

1. 井用潜水消防泵组装置由水泵、电机、输水管道、防水电缆、控制系统五大部分组成，水泵为单吸多级立式离心泵。
2. 潜水电机采用充水湿式结构，内腔充满清水，主要用于电机冷却及轴承润滑。在运转过程中由于温度变化，引起电机内腔充水体积变化时，可由电机下端调压装置自动调节。
3. 为防止泥砂浸入电机，在电机上端装有由甩砂器和骨架油封组成的防砂密封机构。
4. 电机上端设有注水孔及排气孔，下端设有放水孔。

1. The well use fire fight submersible pump group composed of five parts: pump, motor, transporting pipes, waterproof cables and control system, the pump is a kind of single suction, multiple stages, vertical and centrifugal pump.
2. the chamber full of clear water, mainly for cooling the motor and the bearing lubrication. During operation, as the temperature changing may cause the water-filling volume to vary, a pressure regulator is equipped in the motor to allow the calibration.
3. a sand-preventing sealing mechanism consisting of a sand thrower and a mechanical sealis mounted on the upside motor, composing a sand-preventing structure, the whole motor is well sealed by its sealing structure.
4. The water injection hole and exhaust hole are opened at the upper part of the motor, and a drainage hole at the lower part.

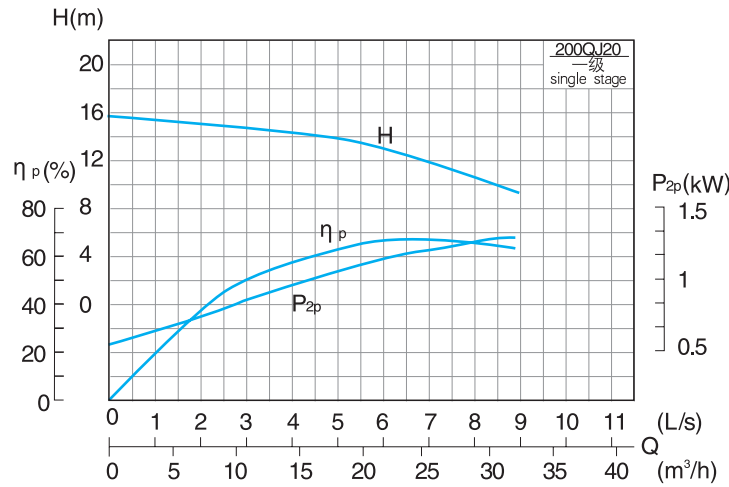


**XBD系列 井用潜水消防泵组**

XBD series well use fire-fight submersible pump group

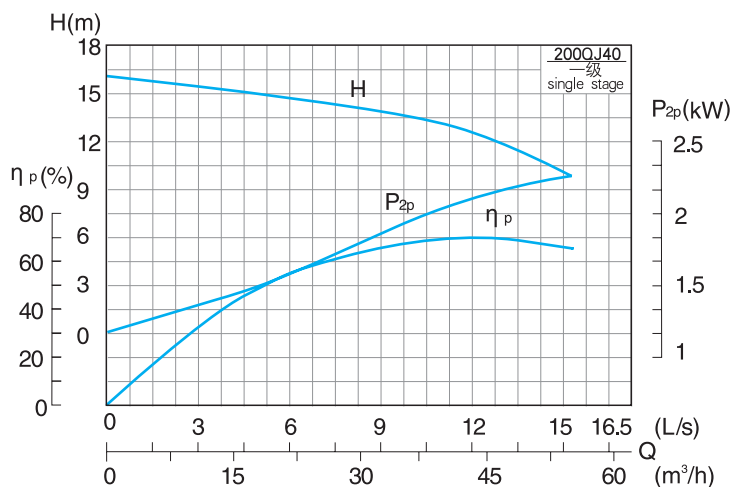
**附表 Attached table**

**XBD※/5Q-20TH20性能曲线**



型号 Type	级数 Stage	流量 Discharge capacity	扬程 Lift head	转速 Rotation speed	功率 Power	
					轴功率 Shaft power	电机功率 Motor power
		(L/s)	(m)	(r/min)	(kW)	(kW)
XBD4.05/5Q-20TH20/3	3	5	40.5	2850	3.15	4
XBD5.4/5Q-20TH20/4	4		54		4.2	5.5
XBD6.75/5Q-20TH20/5	5		67.5		5.25	7.5
XBD8.1/5Q-20TH20/6	6		81		6.3	7.5
XBD9.45/5Q-20TH20/7	7		94.5		7.35	9.2
XBD10.8/5Q-20TH20/8	8		108		8.4	11
XBD12.1/5Q-20TH20/9	9		121		9.4	13
XBD13.5/5Q-20TH20/10	10		135		10.5	13
XBD14.8/5Q-20TH20/11	11		148		11.5	15
XBD16.2/5Q-20TH20/12	12		162		12.6	18.5
XBD17.5/5Q-20TH20/13	13		175		13.6	18.5
XBD18.9/5Q-20TH20/14	14		189		14.7	18.5
XBD20.2/5Q-20TH20/15	15		202		15.7	22
XBD21.5/5Q-20TH20/16	16		215		16.7	22
XBD22.9/5Q-20TH20/17	17		229		17.8	22
XBD24.3/5Q-20TH20/18	18		243		18.9	25
XBD25.6/5Q-20TH20/19	19		256		19.9	25
XBD27/5Q-20TH20/20	20		270		21	30
XBD28.3/5Q-20TH20/21	21		283		22	30
XBD29.7/5Q-20TH20/22	22		297		23	30

## XBD※/10Q-20TH 40性能曲线



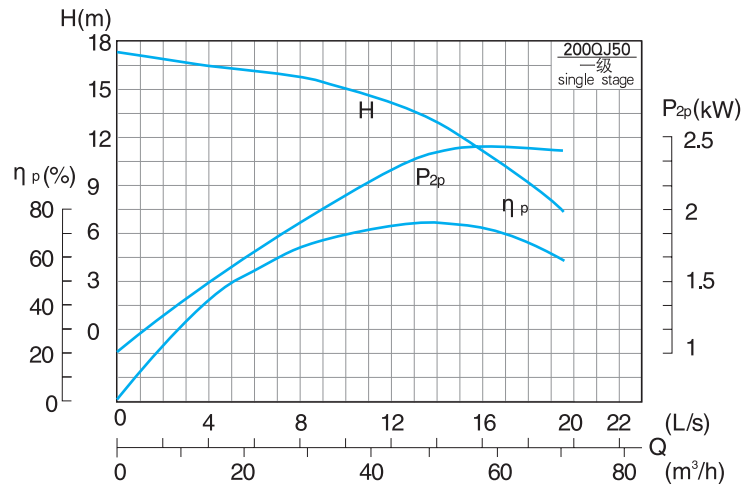
型号 Type	级数 Stage	流量 Discharge capacity (L/s)	扬程 Lift head (m)	转速 Rotation speed (r/min)	功率 Power	
					轴功率 Shaft power (kW)	电机功率 Motor power (kW)
XBD4.0/10Q-20TH40/3	3	10	40	2850	5.6	7.5
XBD5.4/10Q-20TH40/4	4		54		7.56	9.2
XBD6.7/10Q-20TH40/5	5		67		9.38	11
XBD8.1/10Q-20TH40/6	6		81		11.34	15
XBD9.4/10Q-20TH40/7	7		94		13.16	18.5
XBD10.8/10Q-20TH40/8	8		108		15.12	18.5
XBD12.1/10Q-20TH40/9	9		121		16.94	22
XBD13.5/10Q-20TH40/10	10		135		18.9	25
XBD14.8/10Q-20TH40/11	11		148		20.72	25
XBD16.2/10Q-20TH40/12	12		162		22.68	30
XBD17.5/10Q-20TH40/13	13		175		24.5	30
XBD18.9/10Q-20TH40/14	14		189		26.46	37
XBD21.6/10Q-20TH40/16	16		216		30.24	37
XBD24.3/10Q-20TH40/18	18		243		34.02	45
XBD25.6/10Q-20TH40/19	19		256		35.84	45
XBD28.3/10Q-20TH40/21	21		283		39.62	55
XBD29.7/10Q-20TH40/22	22		297		41.58	55



**XBD系列 井用潜水消防泵组**

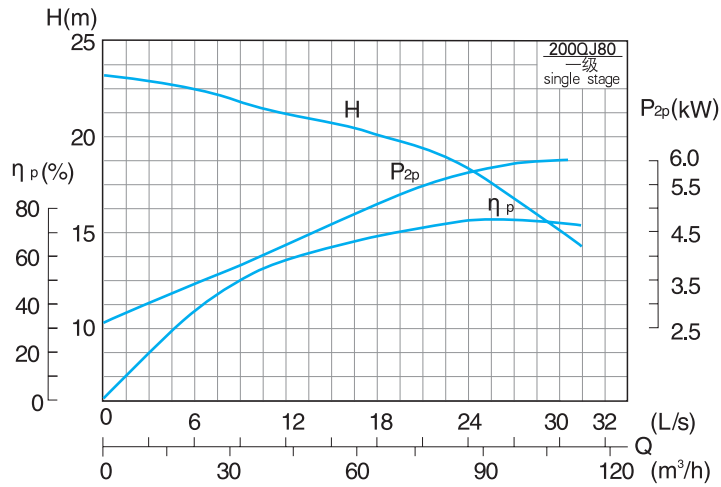
XBD series well use fire-fight submersible pump group

**XBD※/12Q-20TH50 性能曲线**



型号 Type	级数 Stage	流量 Discharge capacity (L/s)	扬程 Lift head (m)	转速 Rotation speed (r/min)	功率 Power	
					轴功率 Shaft power (kW)	电机功率 Motor power (kW)
XBD4.05/12Q-20TH50/3	3	12	40.5	2850	7.15	9.2
XBD5.4/12Q-20TH50/4	4		54		9.5	11
XBD6.75/12Q-20TH50/5	5		67.5		11.88	15
XBD8.1/12Q-20TH50/6	6		81		14.2	18.5
XBD9.45/12Q-20TH50/7	7		94.5		16.63	22
XBD10.8/12Q-20TH50/8	8		108		19	22
XBD12.15/12Q-20TH50/9	9		121.5		21.3	25
XBD14.85/12Q-20TH50/11	11		148.5		26.1	37
XBD16.2/12Q-20TH50/12	12		162		28.51	37
XBD17.55/12Q-20TH50/13	13		175.5		30.88	37
XBD18.9/12Q-20TH50/14	14		189		33.2	37
XBD21.6/12Q-20TH50/16	16		216		38	45
XBD22.95/12Q-20TH50/17	17		229.5		40.39	55

## XBD※/20Q-20TH80性能曲线



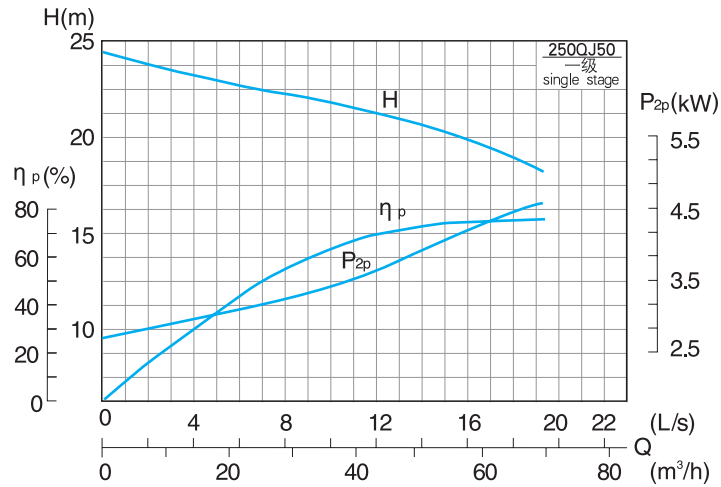
型号 Type	级数 Stage	流量 Discharge capacity	扬程 Lift head	转速 Rotation speed	功率 Power	
					轴功率 Shaft power	电机功率 Motor power
		(L/s)	(m)	(r/min)	(kW)	(kW)
XBD3.8/20Q-20TH80/2	2	20	38	2850	10.3	13
XBD5.7/20Q-20TH80/3	3		57		15.51	18.5
XBD7.6/20Q-20TH80/4	4		76		20.69	25
XBD9.5/20Q-20TH80/5	5		95		25.8	30
XBD11.4/20Q-20TH80/6	6		114		31	37
XBD13.3/20Q-20TH80/7	7		133		36.2	45
XBD15.2/20Q-20TH80/8	8		152		42.2	55
XBD17.1/20Q-20TH80/9	9		171		47.5	63
XBD19.0/20Q-20TH80/10	10		190		52.7	63
XBD20.9/20Q-20TH80/11	11		209		58.0	75
XBD22.8/20Q-20TH80/12	12		228		63.3	75
XBD24.7/20Q-20TH80/13	13		247		68.6	90
XBD26.6/20Q-20TH80/14	14		266		73.9	90
XBD28.5/20Q-20TH80/15	15		285		79.1	100



**XBD系列 井用潜水消防泵组**

XBD series well use fire-fight submersible pump group

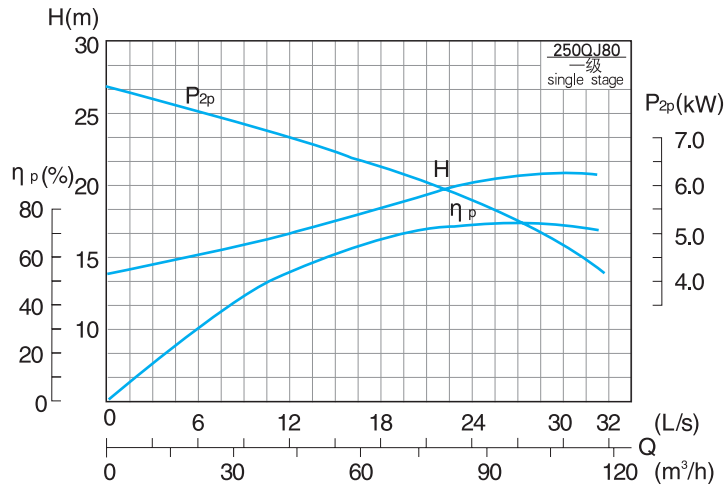
**XBD※/15Q-25TH50性能曲线**



型号 Type	级数 Stage	流量 Discharge capacity (L/s)	扬程 Lift head (m)	转速 Rotation speed (r/min)	功率 Power	
					轴功率 Shaft power (kW)	电机功率 Motor power (kW)
XBD8.0/15Q-25TH50/4	4	15	80	2875	15.84	22
XBD10.0/15Q-25TH50/5	5		100		19.8	25
XBD12.0/15Q-25TH50/6	6		120		23.76	30
XBD14.0/15Q-25TH50/7	7		140		27.72	37
XBD16.0/15Q-25TH50/8	8		160		31.68	45
XBD18.0/15Q-25TH50/9	9		180		35.64	45
XBD20.0/15Q-25TH50/10	10		200		39.6	55
XBD22.0/15Q-25TH50/11	11		220		43.56	55
XBD24.0/15Q-25TH50/12	12		240		47.52	63
XBD26.0/15Q-25TH50/13	13		260		51.48	63
XBD28.0/15Q-25TH50/14	14		280		55.8	75
XBD30.0/15Q-25TH50/15	15		300		59.8	75



## XBD※/20Q-25TH80性能曲线



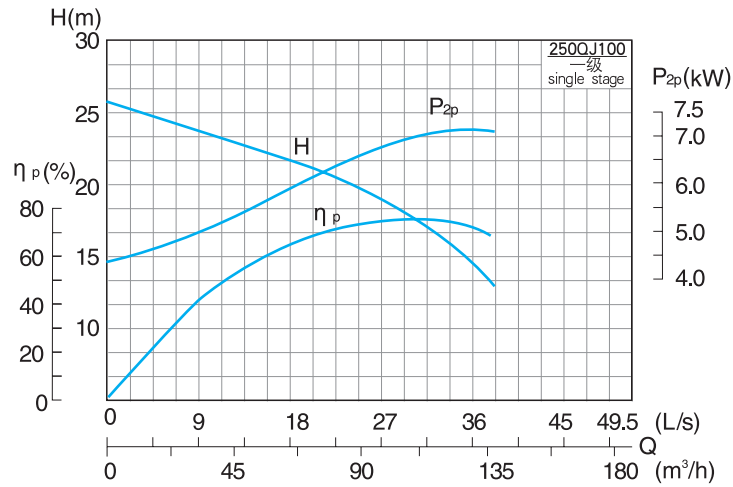
型号 Type	级数 Stage	流量 Discharge capacity	扬程 Lift head	转速 Rotation speed	功率 Power	
					轴功率 Shaft power	电机功率 Motor power
		(L/s)	(m)	(r/min)	(kW)	(kW)
XBD4.0/20Q-25TH80/2	2	20	40	2875	11.04	13
XBD6.0/20Q-25TH80/3	3		60		16.56	22
XBD8.0/20Q-25TH80/4	4		80		22.08	30
XBD10.0/20Q-25TH80/5	5		100		27.6	37
XBD12.0/20Q-25TH80/6	6		120		33.1	45
XBD14.0/20Q-25TH80/7	7		140		38.6	55
XBD16.0/20Q-25TH80/8	8		160		44.1	55
XBD18.0/20Q-25TH80/9	9		180		49.69	63
XBD20.0/20Q-25TH80/10	10		200		55.2	75
XBD22.0/20Q-25TH80/11	11		220		60.7	75
XBD24.0/20Q-25TH80/12	12		240		66.2	90
XBD26.0/20Q-25TH80/13	13		260		71.8	90
XBD28.0/20Q-25TH80/14	14		280		77.29	90
XBD30.0/20Q-25TH80/15	15		300		82.8	110



**XBD系列 井用潜水消防泵组**

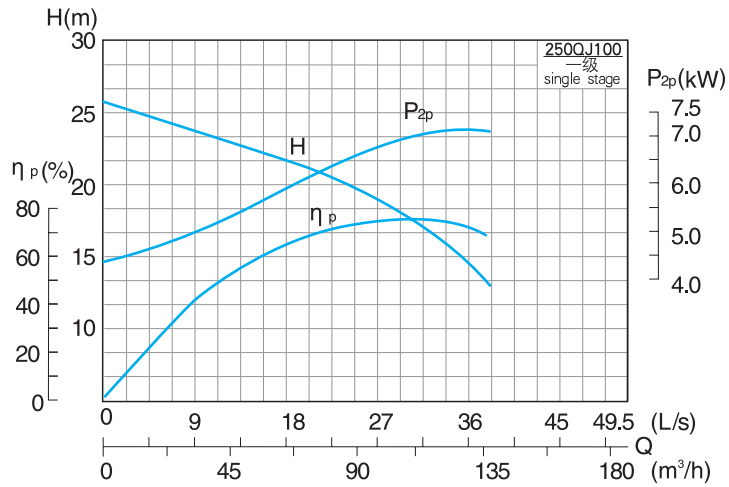
XBD series well use fire-fight submersible pump group

**XBD※/25Q-25TH100性能曲线**



型号 Type	级数 Stage	流量 Discharge capacity (L/s)	扬程 Lift head (m)	转速 Rotation speed (r/min)	功率 Power	
					轴功率 Shaft power (kW)	电机功率 Motor power (kW)
XBD3.8/25Q-25TH100/2	2	25	38	2875	12.5	15
XBD5.7/25Q-25TH100/3	3		57		18.87	22
XBD7.6/25Q-25TH100/4	4		76		25.1	30
XBD9.5/25Q-25TH100/5	5		95		31.4	37
XBD11.4/25Q-25TH100/6	6		114		37.7	45
XBD13.3/25Q-25TH100/7	7		133		43.9	55
XBD15.2/25Q-25TH100/8	8		152		50.2	63
XBD17.1/25Q-25TH100/9	9		171		56.5	75
XBD19.0/25Q-25TH100/10	10		190		62.8	75
XBD20.9/25Q-25TH100/11	11		209		69.07	90
XBD22.8/25Q-25TH100/12	12		228		75.35	90
XBD24.7/25Q-25TH100/13	13		247		81.6	110
XBD26.6/25Q-25TH100/14	14		266		87.9	110
XBD28.5/25Q-25TH100/15	15		285		94.1	125

## XBD※/30Q-25TH100性能曲线



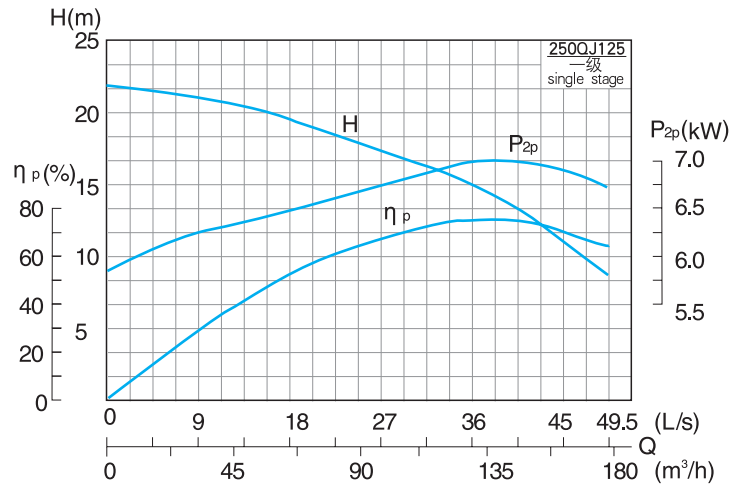
型号 Type	级数 Stage	流量 Discharge capacity (L/s)	扬程 Lift head (m)	转速 Rotation speed (r/min)	功率 Power	
					轴功率 Shaft power (kW)	电机功率 Motor power (kW)
XBD3.4/30Q-25TH100/2	2	30	34	2875	14.28	18.5
XBD5.1/30Q-25TH100/3	3		51		21.42	30
XBD6.8/30Q-25TH100/4	4		68		28.56	37
XBD8.5/30Q-25TH100/5	5		85		35.7	45
XBD10.2/30Q-25TH100/6	6		102		42.84	55
XBD13.6/30Q-25TH100/8	8		136		57.12	75
XBD15.3/30Q-25TH100/9	9		153		64.26	75
XBD17.0/30Q-25TH100/10	10		170		71.4	90
XBD18.7/30Q-25TH100/11	11		187		78.54	110
XBD20.4/30Q-25TH100/12	12		204		85.68	110
XBD22.1/30Q-25TH100/13	13		221		92.82	110
XBD25.5/30Q-25TH100/15	15		255		107.1	125
XBD27.2/30Q-25TH100/16	16		272		114.2	140



**XBD系列 井用潜水消防泵组**

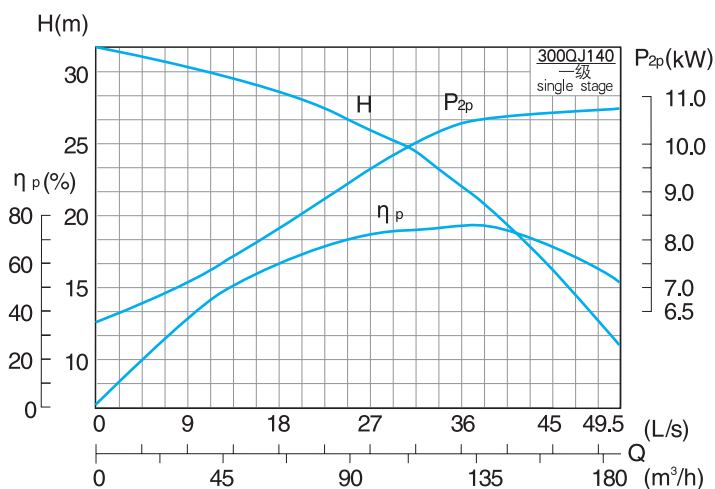
XBD series well use fire-fight submersible pump group

**XBD※/35Q-25TH125性能曲线**



型号 Type	级数 Stage	流量 Discharge capacity (L/s)	扬程 Lift head (m)	转速 Rotation speed (r/min)	功率 Power	
					轴功率 Shaft power (kW)	电机功率 Motor power (kW)
XBD3.0/35Q-25TH125/2	2	35	30	2875	13.7	18.5
XBD4.5/35Q-25TH125/3	3		45		20.58	25
XBD6.0/35Q-25TH125/4	4		60		27.43	37
XBD7.5/35Q-25TH125/5	5		75		34.29	45
XBD9.0/35Q-25TH125/6	6		90		41.15	55
XBD10.5/35Q-25TH125/7	7		105		48.01	63
XBD12.0/35Q-25TH125/8	8		120		54.87	75
XBD13.5/35Q-25TH125/9	9		135		61.73	75
XBD15.0/35Q-25TH125/10	10		150		68.59	90
XBD16.5/35Q-25TH125/11	11		165		75.45	90
XBD18.0/35Q-25TH125/12	12		180		82.31	110
XBD19.5/35Q-25TH125/13	13		195		89.17	110
XBD21.0/35Q-25TH125/14	14		210		96	125
XBD22.5/35Q-25TH125/15	15		225		102.8	125
XBD24.0/35Q-25TH125/16	16		240		109.75	140
XBD25.5/35Q-25TH125/17	17		255		116.6	140
XBD27.0/35Q-25TH125/18	18		270		123.4	160
XBD30.0/35Q-25TH125/20	20		300		137.1	185

## XBD※/30Q-30TH140性能曲线



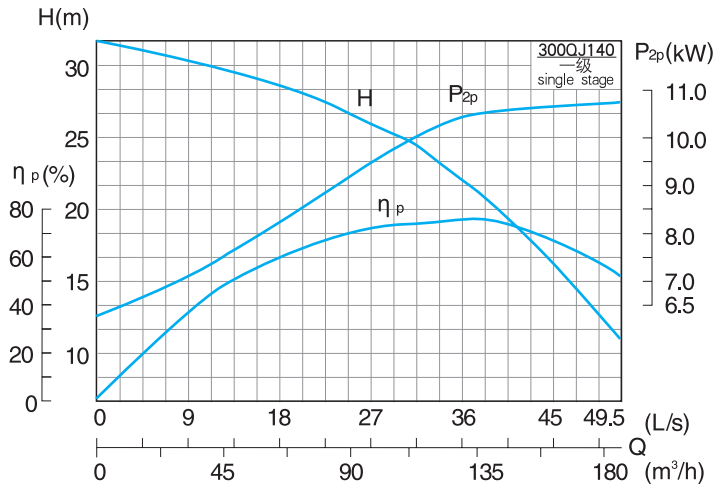
型号 Type	级数 Stage	流量 Discharge capacity	扬程 Lift head	转速 Rotation speed	功率 Power	
					轴功率 Shaft power	电机功率 Motor power
		(L/s)	(m)	(r/min)	(kW)	(kW)
XBD5.0/30Q-30TH140/2	2	30	50	2900	20.4	25
XBD7.5/30Q-30TH140/3	3		75		30.6	37
XBD10.0/30Q-30TH140/4	4		100		40.8	55
XBD12.5/30Q-30TH140/5	5		125		51	63
XBD15.0/30Q-30TH140/6	6		150		61.2	75
XBD17.5/30Q-30TH140/7	7		175		71.4	90
XBD20.0/30Q-30TH140/8	8		200		81.6	110
XBD22.5/30Q-30TH140/9	9		225		91.8	110
XBD25.0/30Q-30TH140/10	10		250		102	125
XBD27.5/30Q-30TH140/11	11		275		112.2	140
XBD30.0/30Q-30TH140/12	12		300		122.5	160



**XBD系列 井用潜水消防泵组**

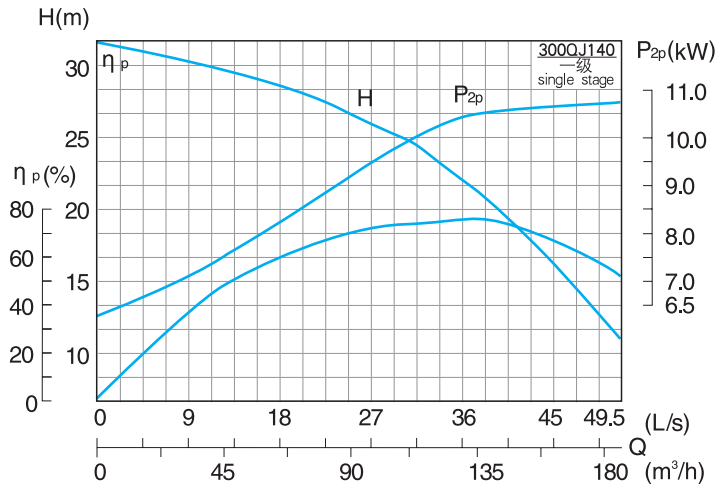
XBD series well use fire-fight submersible pump group

**XBD※/35Q-30TH140性能曲线**



型号 Type	级数 Stage	流量 Discharge capacity (L/s)	扬程 Lift head (m)	转速 Rotation speed (r/min)	功率 Power	
					轴功率 Shaft power (kW)	电机功率 Motor power (kW)
XBD4.4/35Q-30TH140/2	2	35	44	2900	20.1	25
XBD6.6/35Q-30TH140/3	3		66		30.1	37
XBD8.8/35Q-30TH140/4	4		88		40.2	55
XBD11.0/35Q-30TH140/5	5		110		50.3	63
XBD13.2/35Q-30TH140/6	6		132		60.3	75
XBD15.4/35Q-30TH140/7	7		154		70.4	90
XBD17.6/35Q-30TH140/8	8		176		80.5	110
XBD19.8/35Q-30TH140/9	9		198		90.6	110
XBD22.0/35Q-30TH140/10	10		220		100.6	125
XBD24.2/35Q-30TH140/11	11		242		110.6	140
XBD26.4/35Q-30TH140/12	12		264		120.7	160
XBD28.6/35Q-30TH140/13	13		286		130.7	160

## XBD※/40Q-30TH140性能曲线



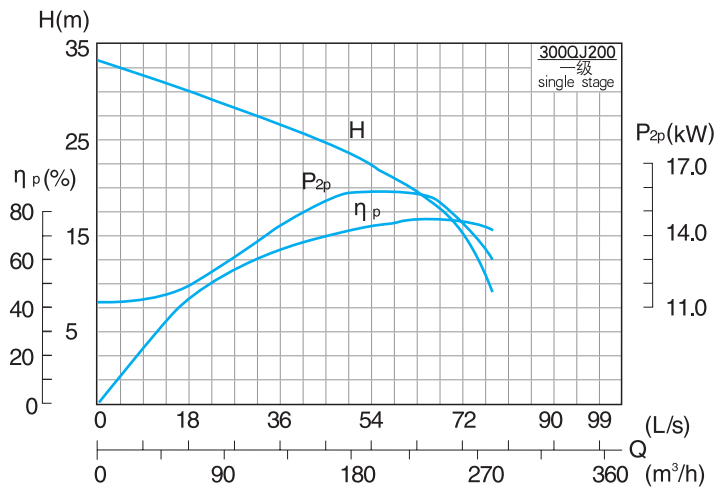
型号 Type	级数 Stage	流量 Discharge capacity	扬程 Lift head	转速 Rotation speed	功率 Power	
					轴功率 Shaft power	电机功率 Motor power
		(L/s)	(m)	(r/min)	(kW)	(kW)
XBD4.0/40Q-30TH140/2	2	40	40	2900	20.9	25
XBD6.0/40Q-30TH140/3	3		60		31.35	37
XBD8.0/40Q-30TH140/4	4		80		41.81	55
XBD10.0/40Q-30TH140/5	5		100		52.26	63
XBD12.0/40Q-30TH140/6	6		120		62.72	75
XBD14.0/40Q-30TH140/7	7		140		73.18	90
XBD16.0/40Q-30TH140/8	8		160		83.64	110
XBD18.0/40Q-30TH140/9	9		180		94.10	125
XBD20.0/40Q-30TH140/10	10		200		104.56	125
XBD22.0/40Q-30TH140/11	11		220		115.02	140
XBD24.0/40Q-30TH140/12	12		240		125.5	160
XBD26.0/40Q-30TH140/13	13		260		136	185



**XBD系列 井用潜水消防泵组**

XBD series well use fire-fight submersible pump group

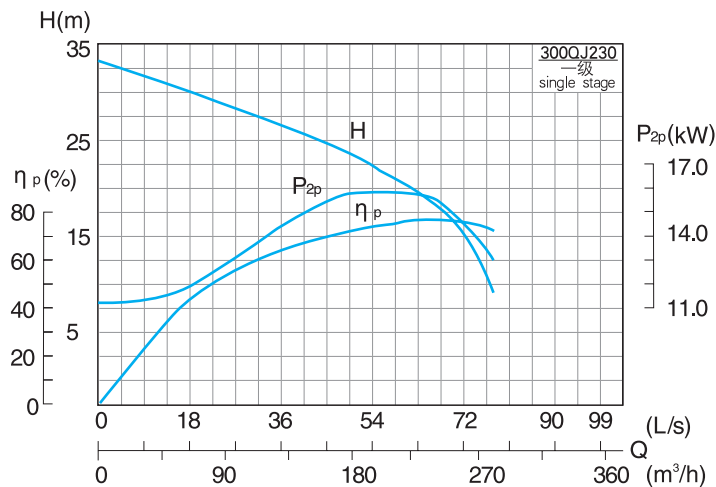
**XBD※/50Q-30TH200性能曲线**



型号 Type	级数 Stage	流量 Discharge capacity (L/s)	扬程 Lift head (m)	转速 Rotation speed (r/min)	功率 Power	
					轴功率 Shaft power (kW)	电机功率 Motor power (kW)
XBD4.4/50Q-30TH200/2	2	50	44	2900	29.5	37
XBD6.6/50Q-30TH200/3	3		66		44.3	55
XBD8.8/50Q-30TH200/4	4		88		59	75
XBD11.0/50Q-30TH200/5	5		110		73.8	90
XBD13.2/50Q-30TH200/6	6		132		88.6	110
XBD15.4/50Q-30TH200/7	7		154		103.3	140
XBD17.6/50Q-30TH200/8	8		176		118.1	160
XBD19.8/50Q-30TH200/9	9		198		132.9	160
XBD22.0/50Q-30TH200/10	10		220		147.6	185
XBD24.2/50Q-30TH200/11	11		242		162.4	220



## XBD※/55Q-30TH230性能曲线



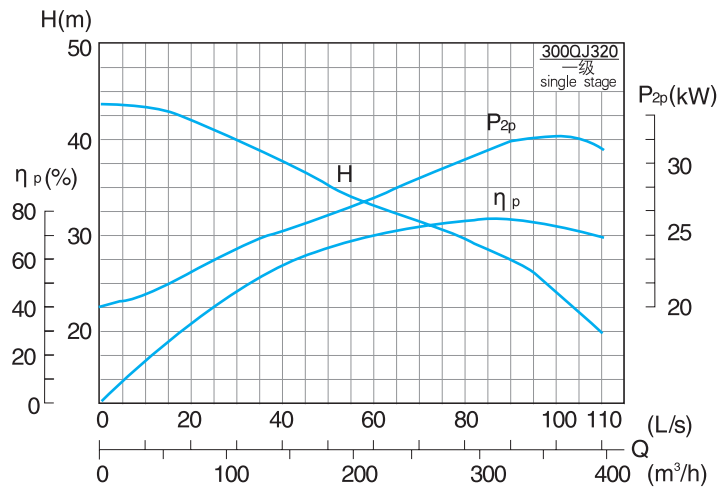
型号 Type	级数 Stage	流量 Discharge capacity (L/s)	扬程 Lift head (m)	转速 Rotation speed (r/min)	功率 Power	
					轴功率 Shaft power (kW)	电机功率 Motor power (kW)
XBD4.4/55Q-30TH230/2	2	55	44	2900	32	45
XBD6.6/55Q-30TH230/3	3		66		48	75
XBD8.8/55Q-30TH230/4	4		88		64	90
XBD11.0/55Q-30TH230/5	5		110		80	110
XBD13.2/55Q-30TH230/6	6		132		96	125
XBD15.4/55Q-30TH230/7	7		154		112	140
XBD17.6/55Q-30TH230/8	8		176		128	160
XBD19.8/55Q-30TH230/9	9		198		144	185
XBD22.0/55Q-30TH230/10	10		220		160	220
XBD24.2/55Q-30TH230/11	11		242		176	220



### XBD系列 井用潜水消防泵组

XBD series well use fire-fight submersible pump group

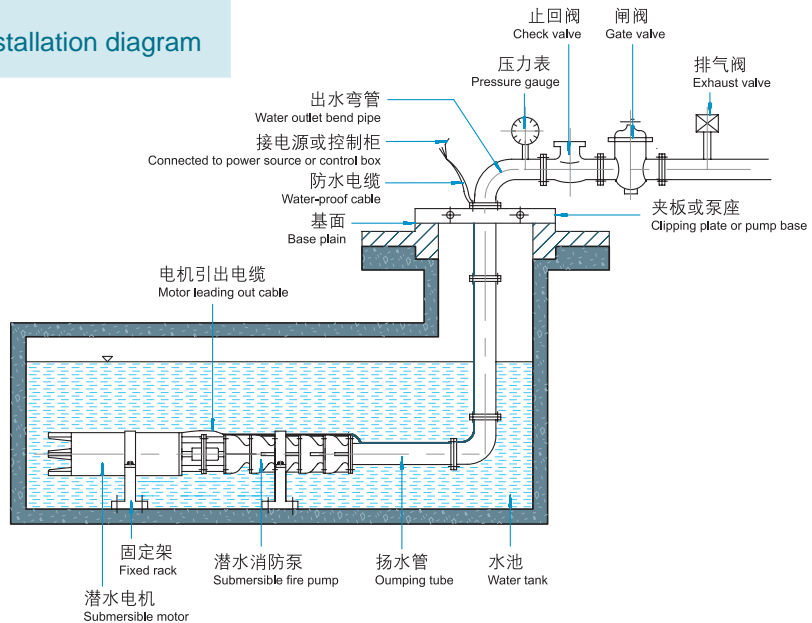
### XBD※/90Q-30TH320性能曲线



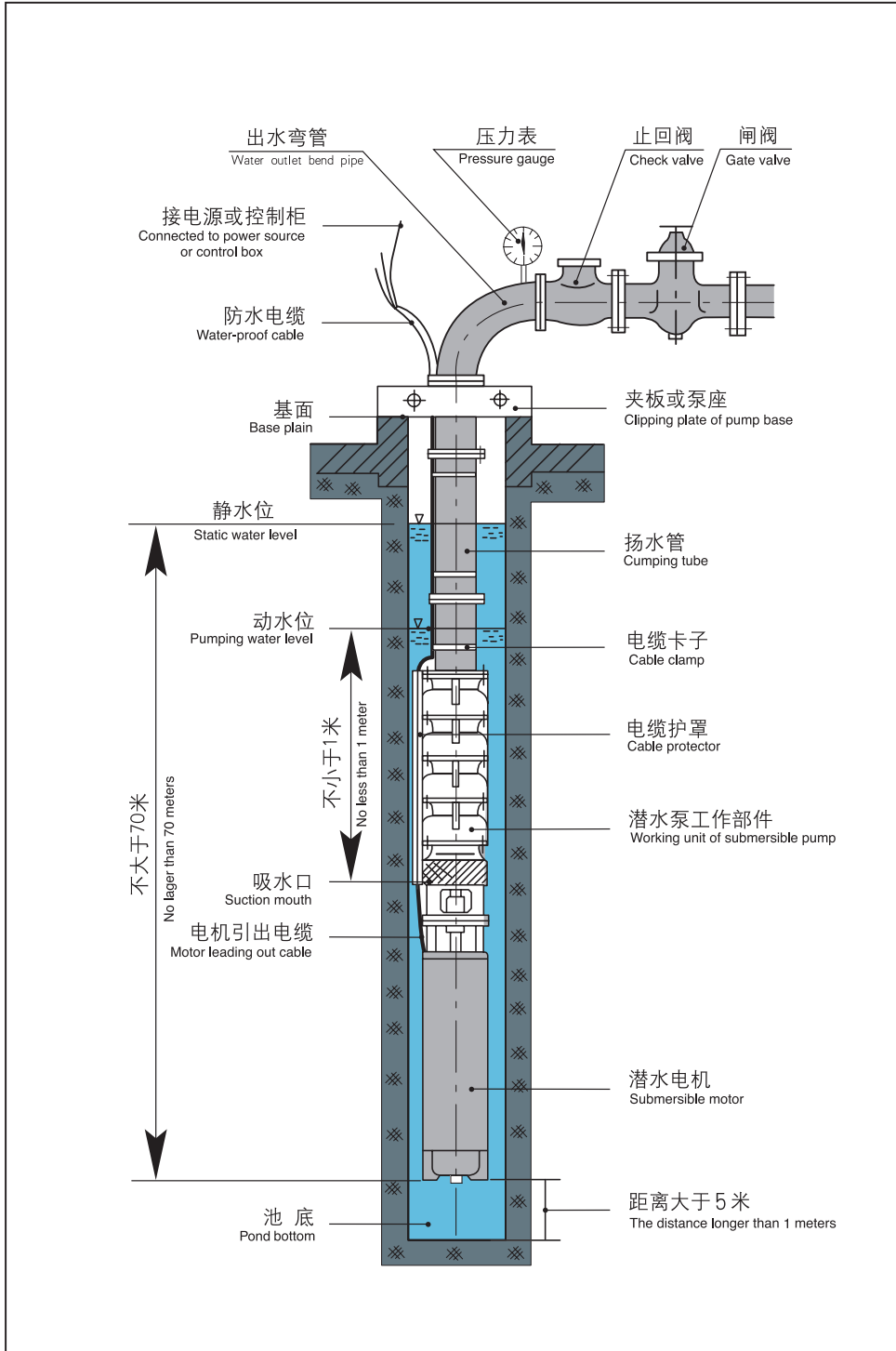
型号 Type	级数 Stage	流量 Discharge capacity (L/s)	扬程 Lift head (m)	转速 Rotation speed (r/min)	功率 Power	
					轴功率 Shaft power (kW)	电机功率 Motor power (kW)
XBD5.4/90Q-30TH320/2	2	90	54	2900	62.66	90
XBD8.1/90Q-30TH320/3	3		81		94	125
XBD10.8/90Q-30TH320/4	4		108		125.3	160
XBD13.5/90Q-30TH320/5	5		135		156.67	185

### 卧式安装图

Horizontal type installation diagram



### 立式安装图 Vertical type installation diagram

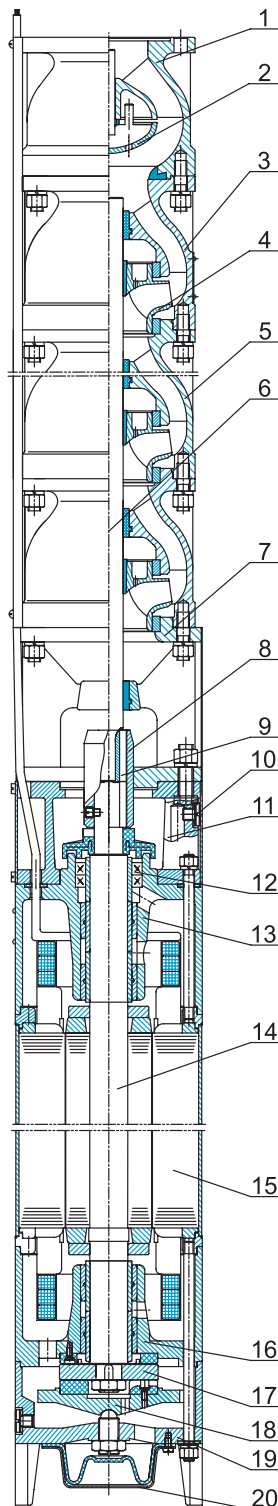




**XBD系列 井用潜水消防泵组**

XBD series well use fire-fight  
submersible pump group

**消防泵组结构图** Structure diagram of fire pump set



1. 止逆阀体部件
  2. 止逆阀部件
  3. 上导流壳部件
  4. 叶轮
  5. 导流壳部件
  6. 轴
  7. 进水节
  8. 联轴器
  9. 键
  10. 滤水网
  11. 联接座
  12. 骨架油封
  13. 上导轴承座部件
  14. 转子部件
  15. 定子部件
  16. 下导轴承座部件
  17. 推力盘
  18. 止推轴承座部件
  19. 座底部件
  20. 调压盖
- 
1. non-return valve body unit
  2. non-return valve component
  3. upper diversion shell unit
  4. impeller
  5. diversion shell unit
  6. shaft
  7. water inlet joint
  8. shaft coupling
  9. key
  10. water-filtering net
  11. connecting base
  12. skeleton oil-seal
  13. upper guide bearing base unit
  14. rotor unit
  15. stator unit
  16. lower guide bearing base unit
  17. thrust plate
  18. non-thrust bearing base unit
  19. base unit
  20. pressure regulation cover